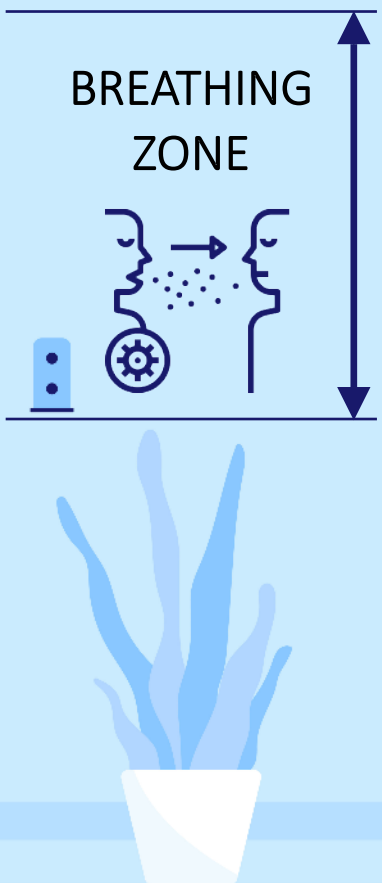




REMOVES THE COVID-19 THREAT FROM THE  
ADULT BREATHING ZONE IN 30-SECONDS

(AntiVIRUS-UVC970 Unit)


**Airborne** aerosols containing Covid-19 can remain in the air for 3 hours in the breathing zone!



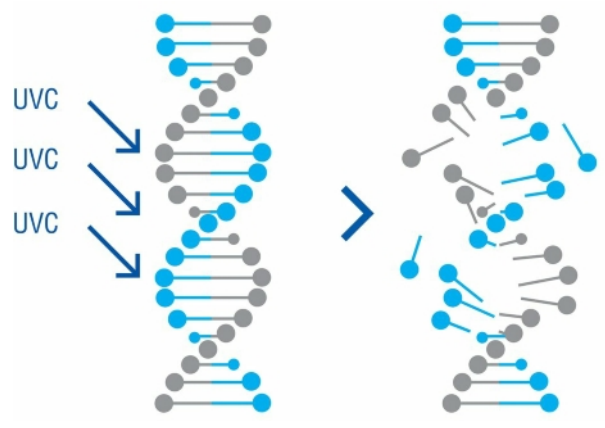
**ULTRAVIOLET UV-C ENERGY IS THE MOST EFFECTIVE METHOD OF KILLING COVID-19**

**IN ADDITION TO THE BREATHING ZONE UV-C ENERGY PROTECTS...**

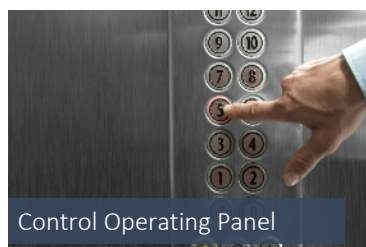
**HOW UV-C ENERGY DESTROYS VIRUSES**



Interior Doors



UV-C band ultraviolet energy, at the wavelength of 254nm, inactivates microorganisms at a molecular level by damaging their DNA structure.



Control Operating Panel



Handrails

Once the DNA is damaged beyond repair by UV-C, the contaminant becomes harmless and it cannot replicate, thus removing the threat of the virus or bacteria.

UV-C energy's effectiveness has been documented for over a century.



Small, crowded and enclosed spaces like elevators are the perfect breeding ground for COVID-19 and other viruses




*Disinfecting the elevator manually is only a short-term solution and will not protect the essential airborne 'breathing zone'.*

## UV-C SAFETY MEASURES

In order for UV-C to destroy the DNA of an organism or virus, the dose of UV must be strong enough to perform this task.

Due to the strength of our PHILIPS UV-C tubes, and to provide the disinfection power required, we have incorporated five different levels of safety into our elevator disinfection systems. Two of which are controlled by motion sensors and the other three measures are performed mechanically and electrically using the control system of the elevator itself.




It is important to note that our UV-C system is designed to only be switched on once the elevator car has been unoccupied for 45 seconds. Equally important is that the instant the system is switched off the disinfection stops. There is no residual UV energy emitted by the system once the tubes are off. It is 100% safe for passengers to enter the car at any time after the unit is turned off.

In addition to the above safety measures, a buzzer sounds when the system is operating and there are also integral LED lights which will alert maintenance staff to the failure of a motion sensor.

These safety measures were an essential component of the design in this system - customers can be 100% assured the UV-C system is safe for all users.

## AntiVIRUS-UVC620 Model


Lower-powered unit suitable for smaller elevators in condo's, offices and department stores



## AntiVIRUS-UVC970 Model

High-powered unit suitable for larger elevators in shopping malls, service elevators

## SPECIFICATIONS



ITEM	AntiVIRUS-UVC970	AntiVIRUS-UVC620
Weight	1.85kgs (4.8kgs incl. Control Box)	1.2kgs (4.2kgs incl. Control Box)
Dimensions (L x W x H)	940mm x 80mm x 70mm	580mm x 80mm x 70mm
Power Consumption	120W	112W
UV-C Output @ 1-Metre	400 $\mu$ Ws/CM <sup>2</sup>	200 $\mu$ Ws/CM <sup>2</sup>
Time to disinfect the Breathing Zone	30-Seconds	60-Seconds
Time to disinfect Control Operating Panel and Handrails	60-Seconds	2-Minutes

## INSTALLATION

Installation is a two-part process. The lamp unit is held in place with a U-bracket inside the elevator car using self-tapping screws.

The Control Box - containing the electronics - is placed on top of the car and only requires one power feed to be connected. The system is Plug-and-Play and once connected the system automatically sets itself to operate straight away.

Total installation time is approximately 2 hours.

